

How To Clean Your TV Screen So It's Smudge-Free



Use A Microfiber Cloth

Prevent scratches and smudges on your TV screen after finishing by using a microfiber cloth. These tools are softer than regular cleaning rags and are specially designed to attract and hold more dust than other cleaning tools.


Dry Dust

Liquids are a no-no. While water would just leave marks after drying, regular cleaners will damage the screen coating. All in all, you can get a lens cleaner that doesn't have more than 50% alcohol and use it directly on the cloth.




Unplug The TV

A must when you're cleaning electronics. Unplugging your TV will protect you from potential electric shocks and the TV from damage caused by electrostatic discharge. Make sure to unplug the TV ten minutes before cleaning it.



Don't Apply Too Much Pressure

Modern TVs are fragile and sensitive to the touch compared to older glass ones. Pressing too much or for too long can make the liquid crystals inside misalign or burn out, leaving a permanent mark on the screen.



Use A Compressed Air Can

Cleaning slits, ports, and vents can be a little tricky as they are too narrow for conventional tools. Compressed canned air will help you dislodge dirt from those spaces without risking damage by inserting things like toothpicks.

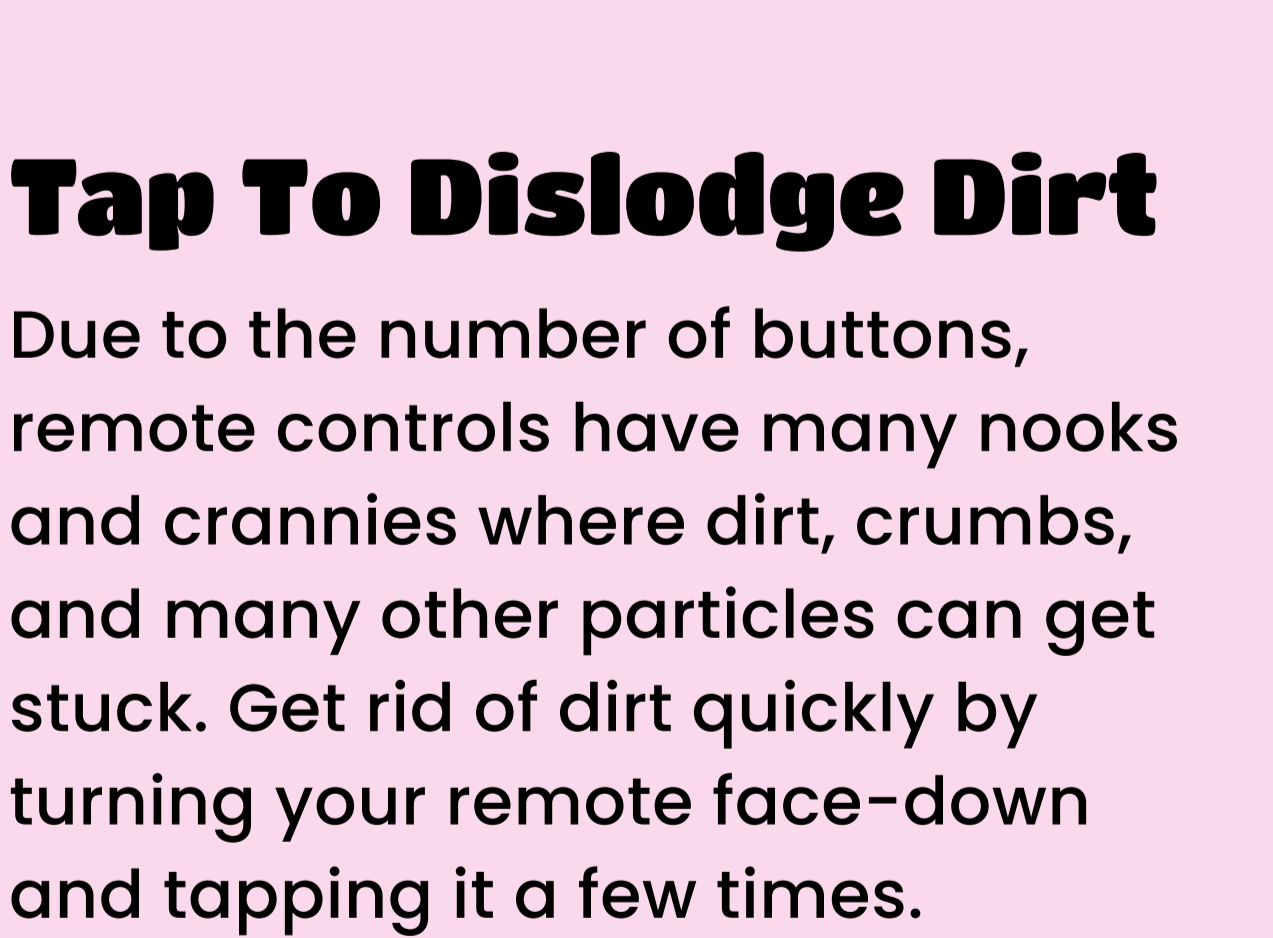
Tips To Clean Your Remote!

Your TV's little companion deserves some cleaning care, too. Check these tips for the best results:



Take Off The Batteries From The Remote

The same principle as your TV. A remote might not electrocute you, but cutting off the power from it will prevent damage from unexpected static charges. So take out the batteries and leave the compartment open to clean it.



Tap To Dislodge Dirt

Due to the number of buttons, remote controls have many nooks and crannies where dirt, crumbs, and many other particles can get stuck. Get rid of dirt quickly by turning your remote face-down and tapping it a few times.



Use An Alcohol-Based Cleaner For Your Remote

TV remotes are in contact with many surfaces and different people's hands all the time, which could lead to bacteria all over its surface. An alcohol-based cleaner is the best way to disinfect it and clean it at the same time.

